



Usr: planeacion02
Rep: rptEstadoPresupuestoEgresos

Instituto Tecnológico Superior de Tepeaca Estado de Puebla

Estado del Ejercicio del Presupuesto por Capítulo del Gasto Al 31/may./2022

Fecha y 06/jun./2022

hora de Impresión 03:19 p. m.

Objeto del Gasto		Aprobado	Ampliaciones / (Reducciones)	Presupuesto Vigente	Comprometido	Presupuesto Disponibile para Comprometer	Devengado	Comprometido No Devengado	Presupuesto Sin Devengar	Ejercido	Pagado	Cuentas por Pagar Deuda
1000	SERVICIOS PERSONALES	\$35,594,062.00	\$3,675,466.61	\$39,269,528.61	\$12,698,501.90	\$26,571,026.71	\$12,698,501.90	\$0.00	\$26,571,026.71	\$12,698,501.90	\$12,698,501.90	\$0.00
1100	REMUNERACIONES AL PERSONAL DE CARÁCTER PE	\$18,490,996.00	\$2,678,175.11	\$21,169,171.11	\$8,670,505.31	\$12,498,665.80	\$8,670,505.31	\$0.00	\$12,498,665.80	\$8,670,505.31	\$8,670,505.31	\$0.00
1130	Sueldos base al personal permanente	\$18,490,996.00	\$2,678,175.11	\$21,169,171.11	\$8,670,505.31	\$12,498,665.80	\$8,670,505.31	\$0.00	\$12,498,665.80	\$8,670,505.31	\$8,670,505.31	\$0.00
1132	Sueldo base al personal de confianza	\$18,490,996.00	\$2,678,175.11	\$21,169,171.11	\$8,670,505.31	\$12,498,665.80	\$8,670,505.31	\$0.00	\$12,498,665.80	\$8,670,505.31	\$8,670,505.31	\$0.00
1300	REMUNERACIONES ADICIONALES Y ESPECIALES	\$5,146,526.00	\$358,162.30	\$5,504,688.30	\$1,278,929.94	\$4,225,758.36	\$1,278,929.94	\$0.00	\$4,225,758.36	\$1,278,929.94	\$1,278,929.94	\$0.00
1310	Primas por años de servicios efectivos prestados	\$1,035,524.00	-\$21,266.84	\$1,014,257.16	\$385,441.82	\$628,815.34	\$385,441.82	\$0.00	\$628,815.34	\$385,441.82	\$385,441.82	\$0.00
1311	Prima quinquenal por años de servicios efectivos prestados	\$1,035,524.00	-\$21,266.84	\$1,014,257.16	\$385,441.82	\$628,815.34	\$385,441.82	\$0.00	\$628,815.34	\$385,441.82	\$385,441.82	\$0.00
1320	Primas de vacaciones, dominical y gratificación de fin de año	\$4,111,002.00	\$70,253.56	\$4,181,255.56	\$702,531.34	\$3,478,724.22	\$702,531.34	\$0.00	\$3,478,724.22	\$702,531.34	\$702,531.34	\$0.00
1321	Primas de vacaciones y dominical	\$1,541,626.00	\$26,344.96	\$1,567,970.96	\$685,722.05	\$882,248.91	\$685,722.05	\$0.00	\$882,248.91	\$685,722.05	\$685,722.05	\$0.00
1322	Aguinaldo o gratificación de fin de año	\$2,569,376.00	\$43,908.60	\$2,613,284.60	\$16,809.29	\$2,596,475.31	\$16,809.29	\$0.00	\$2,596,475.31	\$16,809.29	\$16,809.29	\$0.00
1340	Compensaciones	\$0.00	\$309,175.58	\$309,175.58	\$190,956.78	\$118,218.80	\$190,956.78	\$0.00	\$118,218.80	\$190,956.78	\$190,956.78	\$0.00
1343	Compensación por adquisición de material didáctico	\$0.00	\$309,175.58	\$309,175.58	\$190,956.78	\$118,218.80	\$190,956.78	\$0.00	\$118,218.80	\$190,956.78	\$190,956.78	\$0.00
1400	SEGURIDAD SOCIAL	\$6,474,830.00	\$39,886.20	\$6,514,716.20	\$2,012,084.39	\$4,502,631.81	\$2,012,084.39	\$0.00	\$4,502,631.81	\$2,012,084.39	\$2,012,084.39	\$0.00
1410	Aportaciones de seguridad social	\$4,856,168.00	\$610,743.76	\$5,466,911.76	\$2,012,084.39	\$3,454,827.37	\$2,012,084.39	\$0.00	\$3,454,827.37	\$2,012,084.39	\$2,012,084.39	\$0.00
1411	Aportaciones al Instituto de Seguridad y Servicios Sociales	\$4,856,168.00	\$610,743.76	\$5,466,911.76	\$2,012,084.39	\$3,454,827.37	\$2,012,084.39	\$0.00	\$3,454,827.37	\$2,012,084.39	\$2,012,084.39	\$0.00
1420	Aportaciones a fondos de vivienda	\$1,156,174.00	-\$578,087.00	\$578,087.00	\$0.00	\$578,087.00	\$0.00	\$0.00	\$578,087.00	\$0.00	\$0.00	\$0.00
1421	Aportaciones para la vivienda	\$1,156,174.00	-\$578,087.00	\$578,087.00	\$0.00	\$578,087.00	\$0.00	\$0.00	\$578,087.00	\$0.00	\$0.00	\$0.00
1430	Aportaciones al sistema para el retiro	\$462,488.00	\$7,229.44	\$469,717.44	\$0.00	\$469,717.44	\$0.00	\$0.00	\$469,717.44	\$0.00	\$0.00	\$0.00
1431	Aportaciones al sistema de ahorro para el retiro	\$462,488.00	\$7,229.44	\$469,717.44	\$0.00	\$469,717.44	\$0.00	\$0.00	\$469,717.44	\$0.00	\$0.00	\$0.00
1500	OTRAS PRESTACIONES SOCIALES Y ECONÓMICAS	\$2,324,028.00	-\$289,432.42	\$2,034,595.58	\$736,982.26	\$1,297,613.32	\$736,982.26	\$0.00	\$1,297,613.32	\$736,982.26	\$736,982.26	\$0.00
1540	Prestaciones contractuales	\$0.00	\$1,304,766.96	\$1,304,766.96	\$734,482.26	\$570,284.70	\$734,482.26	\$0.00	\$570,284.70	\$734,482.26	\$734,482.26	\$0.00
1543	Prestaciones establecidas por condiciones generales de trabajo	\$0.00	\$1,304,766.96	\$1,304,766.96	\$734,482.26	\$570,284.70	\$734,482.26	\$0.00	\$570,284.70	\$734,482.26	\$734,482.26	\$0.00
1590	Otras prestaciones sociales y económicas	\$2,324,028.00	-\$1,594,199.38	\$729,828.62	\$2,500.00	\$727,328.62	\$2,500.00	\$0.00	\$727,328.62	\$2,500.00	\$2,500.00	\$0.00
1591	Otras prestaciones sociales	\$2,324,028.00	-\$1,594,199.38	\$729,828.62	\$2,500.00	\$727,328.62	\$2,500.00	\$0.00	\$727,328.62	\$2,500.00	\$2,500.00	\$0.00
1600	PREVISIONES	\$901,850.00	\$902,993.81	\$1,804,843.81	\$0.00	\$1,804,843.81	\$0.00	\$0.00	\$1,804,843.81	\$0.00	\$0.00	\$0.00
1610	Previsiones de carácter laboral, económica y de seguridad	\$901,850.00	\$902,993.81	\$1,804,843.81	\$0.00	\$1,804,843.81	\$0.00	\$0.00	\$1,804,843.81	\$0.00	\$0.00	\$0.00
1613	Otras medidas de carácter laboral y económico	\$901,850.00	\$902,993.81	\$1,804,843.81	\$0.00	\$1,804,843.81	\$0.00	\$0.00	\$1,804,843.81	\$0.00	\$0.00	\$0.00
1700	PAGO DE ESTÍMULOS A SERVIDORES PÚBLICOS	\$2,255,832.00	-\$14,318.39	\$2,241,513.61	\$0.00	\$2,241,513.61	\$0.00	\$0.00	\$2,241,513.61	\$0.00	\$0.00	\$0.00
1710	Estímulos	\$2,255,832.00	-\$14,318.39	\$2,241,513.61	\$0.00	\$2,241,513.61	\$0.00	\$0.00	\$2,241,513.61	\$0.00	\$0.00	\$0.00
1711	Estímulos por productividad y eficiencia	\$2,255,832.00	-\$599,318.39	\$1,656,513.61	\$0.00	\$1,656,513.61	\$0.00	\$0.00	\$1,656,513.61	\$0.00	\$0.00	\$0.00
1712	Estímulos al personal operativo	\$0.00	\$585,000.00	\$585,000.00	\$0.00	\$585,000.00	\$0.00	\$0.00	\$585,000.00	\$0.00	\$0.00	\$0.00
2000	MATERIALES Y SUMINISTROS	\$3,885,684.00	\$39,108.59	\$3,924,792.59	\$2,000,447.80	\$1,924,344.79	\$1,907,014.44	\$93,433.36	\$2,017,778.15	\$1,907,014.44	\$1,907,014.44	\$0.00
2100	MATERIALES DE ADMINISTRACIÓN, EMISIÓN DE DOC	\$393,080.00	-\$43,064.78	\$350,015.22	\$238,611.83	\$111,403.39	\$238,611.83	\$0.00	\$111,403.39	\$238,611.83	\$238,611.83	\$0.00
2110	Materiales, útiles y equipos menores de oficina	\$99,238.00	-\$14,344.76	\$84,893.24	\$64,113.21	\$20,780.03	\$64,113.21	\$0.00	\$20,780.03	\$64,113.21	\$64,113.21	\$0.00
2111	Materiales, útiles y equipos menores de oficina	\$99,238.00	-\$14,344.76	\$84,893.24	\$64,113.21	\$20,780.03	\$64,113.21	\$0.00	\$20,780.03	\$64,113.21	\$64,113.21	\$0.00



Usr: planeacion02
Rep: rptEstadoPresupuestoEgresos

Instituto Tecnológico Superior de Tepeaca Estado de Puebla

Estado del Ejercicio del Presupuesto por Capítulo del Gasto Al 31/may./2022

Fecha y 06/jun./2022

hora de Impresión 03:19 p. m.

Objeto del Gasto		Aprobado	Ampliaciones / (Reducciones)	Presupuesto Vigente	Comprometido	Presupuesto Disponibile para Comprometer	Devengado	Comprometido No Devengado	Presupuesto Sin Devengar	Ejercido	Pagado	Cuentas por Pagar Deuda
2140	Materiales, útiles y equipos menores de tecnologías de la	\$59,986.00	-\$6,013.58	\$53,972.42	\$43,451.56	\$10,520.86	\$43,451.56	\$0.00	\$10,520.86	\$43,451.56	\$43,451.56	\$0.00
2141	Materiales, útiles y equipos menores de tecnologías de la	\$59,986.00	-\$6,013.58	\$53,972.42	\$43,451.56	\$10,520.86	\$43,451.56	\$0.00	\$10,520.86	\$43,451.56	\$43,451.56	\$0.00
2150	Material impreso e información digital	\$99,900.00	-\$80,701.57	\$19,198.43	\$999.00	\$18,199.43	\$999.00	\$0.00	\$18,199.43	\$999.00	\$999.00	\$0.00
2151	Material impreso e información digital	\$99,900.00	-\$80,701.57	\$19,198.43	\$999.00	\$18,199.43	\$999.00	\$0.00	\$18,199.43	\$999.00	\$999.00	\$0.00
2160	Material de limpieza	\$55,998.00	\$82,384.13	\$138,382.13	\$106,670.40	\$31,711.73	\$106,670.40	\$0.00	\$31,711.73	\$106,670.40	\$106,670.40	\$0.00
2161	Material de limpieza	\$55,998.00	\$82,384.13	\$138,382.13	\$106,670.40	\$31,711.73	\$106,670.40	\$0.00	\$31,711.73	\$106,670.40	\$106,670.40	\$0.00
2170	Materiales y útiles de enseñanza	\$59,958.00	-\$15,389.00	\$44,569.00	\$22,652.66	\$21,916.34	\$22,652.66	\$0.00	\$21,916.34	\$22,652.66	\$22,652.66	\$0.00
2171	Materiales y útiles de enseñanza	\$59,958.00	-\$15,389.00	\$44,569.00	\$22,652.66	\$21,916.34	\$22,652.66	\$0.00	\$21,916.34	\$22,652.66	\$22,652.66	\$0.00
2180	Materiales para el registro e identificación de bienes y per	\$18,000.00	-\$9,000.00	\$9,000.00	\$725.00	\$8,275.00	\$725.00	\$0.00	\$8,275.00	\$725.00	\$725.00	\$0.00
2181	Registro e identificación de bienes y personas	\$18,000.00	-\$9,000.00	\$9,000.00	\$725.00	\$8,275.00	\$725.00	\$0.00	\$8,275.00	\$725.00	\$725.00	\$0.00
2200	ALIMENTOS Y UTENSILIOS	\$99,994.00	\$37,988.60	\$137,982.60	\$73,031.05	\$64,951.55	\$73,031.05	\$0.00	\$64,951.55	\$73,031.05	\$73,031.05	\$0.00
2210	Productos alimenticios para personas	\$59,994.00	\$53,882.84	\$113,876.84	\$73,031.05	\$40,845.79	\$73,031.05	\$0.00	\$40,845.79	\$73,031.05	\$73,031.05	\$0.00
2213	Productos alimenticios para el personal en las instalacion	\$59,994.00	\$53,882.84	\$113,876.84	\$73,031.05	\$40,845.79	\$73,031.05	\$0.00	\$40,845.79	\$73,031.05	\$73,031.05	\$0.00
2230	Utensilios para el servicio de alimentación	\$40,000.00	-\$15,894.24	\$24,105.76	\$0.00	\$24,105.76	\$0.00	\$0.00	\$24,105.76	\$0.00	\$0.00	\$0.00
2231	Utensilios para el servicio de alimentación	\$40,000.00	-\$15,894.24	\$24,105.76	\$0.00	\$24,105.76	\$0.00	\$0.00	\$24,105.76	\$0.00	\$0.00	\$0.00
2400	MATERIALES Y ARTÍCULOS DE CONSTRUCCIÓN Y DE	\$550,842.00	-\$146,875.05	\$403,966.95	\$115,021.48	\$288,945.47	\$115,021.48	\$0.00	\$288,945.47	\$115,021.48	\$115,021.48	\$0.00
2410	Productos minerales no metálicos	\$50,000.00	-\$13,980.00	\$36,020.00	\$0.00	\$36,020.00	\$0.00	\$0.00	\$36,020.00	\$0.00	\$0.00	\$0.00
2411	Productos minerales no metálicos	\$50,000.00	-\$13,980.00	\$36,020.00	\$0.00	\$36,020.00	\$0.00	\$0.00	\$36,020.00	\$0.00	\$0.00	\$0.00
2420	Cemento y productos de concreto	\$55,716.00	-\$18,274.00	\$37,442.00	\$0.00	\$37,442.00	\$0.00	\$0.00	\$37,442.00	\$0.00	\$0.00	\$0.00
2421	Cemento y productos de concreto	\$55,716.00	-\$18,274.00	\$37,442.00	\$0.00	\$37,442.00	\$0.00	\$0.00	\$37,442.00	\$0.00	\$0.00	\$0.00
2430	Cal, yeso y productos de yeso	\$49,910.00	-\$21,140.00	\$28,770.00	\$0.00	\$28,770.00	\$0.00	\$0.00	\$28,770.00	\$0.00	\$0.00	\$0.00
2431	Cal, yeso y productos de yeso	\$49,910.00	-\$21,140.00	\$28,770.00	\$0.00	\$28,770.00	\$0.00	\$0.00	\$28,770.00	\$0.00	\$0.00	\$0.00
2440	Madera y productos de madera	\$39,838.00	-\$15,998.00	\$23,840.00	\$13,287.80	\$10,552.20	\$13,287.80	\$0.00	\$10,552.20	\$13,287.80	\$13,287.80	\$0.00
2441	Madera y productos de madera	\$39,838.00	-\$15,998.00	\$23,840.00	\$13,287.80	\$10,552.20	\$13,287.80	\$0.00	\$10,552.20	\$13,287.80	\$13,287.80	\$0.00
2450	Vidrio y productos de vidrio	\$55,680.00	-\$28,275.00	\$27,405.00	\$0.00	\$27,405.00	\$0.00	\$0.00	\$27,405.00	\$0.00	\$0.00	\$0.00
2451	Vidrio y productos de vidrio	\$55,680.00	-\$28,275.00	\$27,405.00	\$0.00	\$27,405.00	\$0.00	\$0.00	\$27,405.00	\$0.00	\$0.00	\$0.00
2460	Material eléctrico y electrónico	\$70,000.00	-\$9,143.00	\$60,857.00	\$27,702.81	\$33,154.19	\$27,702.81	\$0.00	\$33,154.19	\$27,702.81	\$27,702.81	\$0.00
2461	Material eléctrico y electrónico	\$70,000.00	-\$9,143.00	\$60,857.00	\$27,702.81	\$33,154.19	\$27,702.81	\$0.00	\$33,154.19	\$27,702.81	\$27,702.81	\$0.00
2470	Artículos metálicos para la construcción	\$50,000.00	\$4,558.80	\$54,558.80	\$26,919.40	\$27,639.40	\$26,919.40	\$0.00	\$27,639.40	\$26,919.40	\$26,919.40	\$0.00
2471	Artículos metálicos para la construcción	\$50,000.00	\$4,558.80	\$54,558.80	\$26,919.40	\$27,639.40	\$26,919.40	\$0.00	\$27,639.40	\$26,919.40	\$26,919.40	\$0.00
2480	Materiales complementarios	\$89,698.00	-\$37,464.70	\$52,233.30	\$7,384.30	\$44,849.00	\$7,384.30	\$0.00	\$44,849.00	\$7,384.30	\$7,384.30	\$0.00
2481	Materiales Complementarios	\$89,698.00	-\$37,464.70	\$52,233.30	\$7,384.30	\$44,849.00	\$7,384.30	\$0.00	\$44,849.00	\$7,384.30	\$7,384.30	\$0.00
2490	Otros materiales y artículos de construcción y reparación	\$90,000.00	-\$7,159.15	\$82,840.85	\$39,727.17	\$43,113.68	\$39,727.17	\$0.00	\$43,113.68	\$39,727.17	\$39,727.17	\$0.00
2491	Otros materiales y artículos de construcción y reparación	\$90,000.00	-\$7,159.15	\$82,840.85	\$39,727.17	\$43,113.68	\$39,727.17	\$0.00	\$43,113.68	\$39,727.17	\$39,727.17	\$0.00
2500	PRODUCTOS QUÍMICOS, FARMACÉUTICOS Y DE LABI	\$510,466.00	\$732,455.58	\$1,242,921.58	\$1,013,650.42	\$229,271.16	\$1,013,650.42	\$0.00	\$229,271.16	\$1,013,650.42	\$1,013,650.42	\$0.00



Usr: planeacion02
Rep: rptEstadoPresupuestoEgresos

Instituto Tecnológico Superior de Tepeaca Estado de Puebla

Estado del Ejercicio del Presupuesto por Capítulo del Gasto Al 31/may./2022

Fecha y hora de Impresión | 06/jun./2022
03:19 p. m.

Objeto del Gasto		Aprobado	Ampliaciones / (Reducciones)	Presupuesto Vigente	Comprometido	Presupuesto Disponibile para Comprometer	Devengado	Comprometido No Devengado	Presupuesto Sin Devengar	Ejercido	Pagado	Cuentas por Pagar Deuda
2510	Productos químicos básicos	\$79,994.00	-\$33,931.59	\$46,062.41	\$0.00	\$46,062.41	\$0.00	\$0.00	\$46,062.41	\$0.00	\$0.00	\$0.00
2511	Productos químicos básicos	\$79,994.00	-\$33,931.59	\$46,062.41	\$0.00	\$46,062.41	\$0.00	\$0.00	\$46,062.41	\$0.00	\$0.00	\$0.00
2520	Fertilizantes, pesticidas y otros agroquímicos	\$69,630.00	-\$28,551.00	\$41,079.00	\$0.00	\$41,079.00	\$0.00	\$0.00	\$41,079.00	\$0.00	\$0.00	\$0.00
2521	Fertilizantes, pesticidas y otros agroquímicos	\$69,630.00	-\$28,551.00	\$41,079.00	\$0.00	\$41,079.00	\$0.00	\$0.00	\$41,079.00	\$0.00	\$0.00	\$0.00
2530	Medicinas y productos farmacéuticos	\$69,988.00	\$142,308.00	\$212,296.00	\$171,819.20	\$40,476.80	\$171,819.20	\$0.00	\$40,476.80	\$171,819.20	\$171,819.20	\$0.00
2531	Medicinas y productos farmacéuticos	\$69,988.00	\$142,308.00	\$212,296.00	\$171,819.20	\$40,476.80	\$171,819.20	\$0.00	\$40,476.80	\$171,819.20	\$171,819.20	\$0.00
2540	Materiales, accesorios y suministros médicos	\$49,994.00	\$505,311.52	\$555,305.52	\$545,369.91	\$9,935.61	\$545,369.91	\$0.00	\$9,935.61	\$545,369.91	\$545,369.91	\$0.00
2541	Materiales, accesorios y suministros médicos	\$49,994.00	\$505,311.52	\$555,305.52	\$545,369.91	\$9,935.61	\$545,369.91	\$0.00	\$9,935.61	\$545,369.91	\$545,369.91	\$0.00
2550	Materiales, accesorios y suministros de laboratorio	\$59,842.00	-\$15,518.79	\$44,323.21	\$9,402.21	\$34,921.00	\$9,402.21	\$0.00	\$34,921.00	\$9,402.21	\$9,402.21	\$0.00
2551	Materiales, accesorios y suministros de laboratorio	\$59,842.00	-\$15,518.79	\$44,323.21	\$9,402.21	\$34,921.00	\$9,402.21	\$0.00	\$34,921.00	\$9,402.21	\$9,402.21	\$0.00
2560	Fibras sintéticas, hules, plásticos y derivados	\$90,000.00	\$8,092.13	\$98,092.13	\$63,163.99	\$34,928.14	\$63,163.99	\$0.00	\$34,928.14	\$63,163.99	\$63,163.99	\$0.00
2561	Fibras sintéticas, hules, plásticos y derivados	\$90,000.00	\$8,092.13	\$98,092.13	\$63,163.99	\$34,928.14	\$63,163.99	\$0.00	\$34,928.14	\$63,163.99	\$63,163.99	\$0.00
2590	Otros productos químicos	\$91,018.00	\$154,745.31	\$245,763.31	\$223,895.11	\$21,868.20	\$223,895.11	\$0.00	\$21,868.20	\$223,895.11	\$223,895.11	\$0.00
2591	Otros productos químicos	\$91,018.00	\$154,745.31	\$245,763.31	\$223,895.11	\$21,868.20	\$223,895.11	\$0.00	\$21,868.20	\$223,895.11	\$223,895.11	\$0.00
2600	COMBUSTIBLES, LUBRICANTES Y ADITIVOS	\$559,978.00	-\$39,995.00	\$519,983.00	\$135,183.34	\$384,799.66	\$135,183.34	\$0.00	\$384,799.66	\$135,183.34	\$135,183.34	\$0.00
2610	Combustibles, lubricantes y aditivos	\$559,978.00	-\$39,995.00	\$519,983.00	\$135,183.34	\$384,799.66	\$135,183.34	\$0.00	\$384,799.66	\$135,183.34	\$135,183.34	\$0.00
2612	Combustibles, lubricantes y aditivos para vehículos destir	\$559,978.00	-\$39,995.00	\$519,983.00	\$135,183.34	\$384,799.66	\$135,183.34	\$0.00	\$384,799.66	\$135,183.34	\$135,183.34	\$0.00
2700	VESTUARIO, BLANCOS, PRENDAS DE PROTECCIÓN Y	\$753,226.00	-\$115,315.41	\$637,910.59	\$298,640.91	\$339,269.68	\$205,207.55	\$93,433.36	\$432,703.04	\$205,207.55	\$205,207.55	\$0.00
2710	Vestuario y uniformes	\$349,884.00	\$144,591.52	\$494,475.52	\$294,475.52	\$200,000.00	\$204,343.52	\$90,132.00	\$290,132.00	\$204,343.52	\$204,343.52	\$0.00
2711	Vestuario y uniformes	\$349,884.00	\$144,591.52	\$494,475.52	\$294,475.52	\$200,000.00	\$204,343.52	\$90,132.00	\$290,132.00	\$204,343.52	\$204,343.52	\$0.00
2720	Prendas de seguridad y protección personal	\$143,406.00	-\$118,258.04	\$25,147.96	\$4,085.38	\$21,062.58	\$784.02	\$3,301.36	\$24,363.94	\$784.02	\$784.02	\$0.00
2721	Prendas de seguridad y protección personal	\$143,406.00	-\$118,258.04	\$25,147.96	\$4,085.38	\$21,062.58	\$784.02	\$3,301.36	\$24,363.94	\$784.02	\$784.02	\$0.00
2730	Artículos deportivos	\$159,972.00	-\$87,299.00	\$72,673.00	\$0.00	\$72,673.00	\$0.00	\$0.00	\$72,673.00	\$0.00	\$0.00	\$0.00
2731	Artículos deportivos	\$159,972.00	-\$87,299.00	\$72,673.00	\$0.00	\$72,673.00	\$0.00	\$0.00	\$72,673.00	\$0.00	\$0.00	\$0.00
2740	Productos textiles	\$99,964.00	-\$54,349.89	\$45,614.11	\$80.01	\$45,534.10	\$80.01	\$0.00	\$45,534.10	\$80.01	\$80.01	\$0.00
2741	Productos textiles	\$99,964.00	-\$54,349.89	\$45,614.11	\$80.01	\$45,534.10	\$80.01	\$0.00	\$45,534.10	\$80.01	\$80.01	\$0.00
2900	HERRAMIENTAS, REFACCIONES Y ACCESORIOS MEN	\$1,018,098.00	-\$386,085.35	\$632,012.65	\$126,308.77	\$505,703.88	\$126,308.77	\$0.00	\$505,703.88	\$126,308.77	\$126,308.77	\$0.00
2910	Herramientas menores	\$158,240.00	-\$66,748.59	\$91,491.41	\$3,456.93	\$88,034.48	\$3,456.93	\$0.00	\$88,034.48	\$3,456.93	\$3,456.93	\$0.00
2911	Herramientas menores	\$158,240.00	-\$66,748.59	\$91,491.41	\$3,456.93	\$88,034.48	\$3,456.93	\$0.00	\$88,034.48	\$3,456.93	\$3,456.93	\$0.00
2920	Refacciones y accesorios menores de edificios	\$120,000.00	-\$48,240.00	\$71,760.00	\$15,024.98	\$56,735.02	\$15,024.98	\$0.00	\$56,735.02	\$15,024.98	\$15,024.98	\$0.00
2921	Refacciones y accesorios menores de edificios	\$120,000.00	-\$48,240.00	\$71,760.00	\$15,024.98	\$56,735.02	\$15,024.98	\$0.00	\$56,735.02	\$15,024.98	\$15,024.98	\$0.00
2930	Refacciones y accesorios menores de mobiliario y equipo	\$90,000.00	-\$26,624.00	\$63,376.00	\$0.00	\$63,376.00	\$0.00	\$0.00	\$63,376.00	\$0.00	\$0.00	\$0.00
2931	Refacciones y accesorios menores de mobiliario y equipo	\$90,000.00	-\$26,624.00	\$63,376.00	\$0.00	\$63,376.00	\$0.00	\$0.00	\$63,376.00	\$0.00	\$0.00	\$0.00
2940	Refacciones y accesorios menores de equipo de cómputo	\$299,976.00	-\$102,989.76	\$196,986.24	\$83,042.65	\$113,943.59	\$83,042.65	\$0.00	\$113,943.59	\$83,042.65	\$83,042.65	\$0.00
2941	Refacciones y accesorios menores para equipo de cómputo	\$299,976.00	-\$102,989.76	\$196,986.24	\$83,042.65	\$113,943.59	\$83,042.65	\$0.00	\$113,943.59	\$83,042.65	\$83,042.65	\$0.00



Usr: planeacion02
Rep: rptEstadoPresupuestoEgresos

Instituto Tecnológico Superior de Tepeaca Estado de Puebla

Estado del Ejercicio del Presupuesto por Capítulo del Gasto Al 31/may./2022

Fecha y 06/jun./2022

hora de Impresión 03:19 p. m.

Objeto del Gasto		Aprobado	Ampliaciones / (Reducciones)	Presupuesto Vigente	Comprometido	Presupuesto Disponibile para Comprometer	Devengado	Comprometido No Devengado	Presupuesto Sin Devengar	Ejercido	Pagado	Cuentas por Pagar Deuda
2960	Refacciones y accesorios menores de equipo de transpor	\$219,978.00	-\$88,830.00	\$131,148.00	\$22,786.14	\$108,361.86	\$22,786.14	\$0.00	\$108,361.86	\$22,786.14	\$22,786.14	\$0.00
2961	Refacciones y accesorios menores de equipo de transpor	\$219,978.00	-\$88,830.00	\$131,148.00	\$22,786.14	\$108,361.86	\$22,786.14	\$0.00	\$108,361.86	\$22,786.14	\$22,786.14	\$0.00
2980	Refacciones y accesorios menores de maquinaria y otros	\$29,904.00	-\$14,952.00	\$14,952.00	\$485.00	\$14,467.00	\$485.00	\$0.00	\$14,467.00	\$485.00	\$485.00	\$0.00
2981	Refacciones y accesorios menores de maquinaria y otros	\$29,904.00	-\$14,952.00	\$14,952.00	\$485.00	\$14,467.00	\$485.00	\$0.00	\$14,467.00	\$485.00	\$485.00	\$0.00
2990	Refacciones y accesorios menores otros bienes muebles	\$100,000.00	-\$37,701.00	\$62,299.00	\$1,513.07	\$60,785.93	\$1,513.07	\$0.00	\$60,785.93	\$1,513.07	\$1,513.07	\$0.00
2991	Refacciones y accesorios menores de otros bienes mueb	\$100,000.00	-\$37,701.00	\$62,299.00	\$1,513.07	\$60,785.93	\$1,513.07	\$0.00	\$60,785.93	\$1,513.07	\$1,513.07	\$0.00
3000	SERVICIOS GENERALES	\$8,875,418.00	-\$2,719,148.83	\$6,156,269.17	\$1,477,733.08	\$4,678,536.09	\$1,477,733.08	\$0.00	\$4,678,536.09	\$1,477,733.08	\$1,417,085.79	\$60,647.29
3100	SERVICIOS BÁSICOS	\$720,378.00	-\$278,215.53	\$442,162.47	\$152,925.98	\$289,236.49	\$152,925.98	\$0.00	\$289,236.49	\$152,925.98	\$152,925.98	\$0.00
3110	Energía eléctrica	\$260,184.00	-\$94,609.00	\$165,575.00	\$63,022.00	\$102,553.00	\$63,022.00	\$0.00	\$102,553.00	\$63,022.00	\$63,022.00	\$0.00
3111	Servicio de energía eléctrica	\$260,184.00	-\$94,609.00	\$165,575.00	\$63,022.00	\$102,553.00	\$63,022.00	\$0.00	\$102,553.00	\$63,022.00	\$63,022.00	\$0.00
3120	Gas	\$50,864.00	-\$19,072.00	\$31,792.00	\$13,300.55	\$18,491.45	\$13,300.55	\$0.00	\$18,491.45	\$13,300.55	\$13,300.55	\$0.00
3121	Servicio de gas	\$50,864.00	-\$19,072.00	\$31,792.00	\$13,300.55	\$18,491.45	\$13,300.55	\$0.00	\$18,491.45	\$13,300.55	\$13,300.55	\$0.00
3130	Agua	\$52,348.00	-\$19,628.00	\$32,720.00	\$1,682.00	\$31,038.00	\$1,682.00	\$0.00	\$31,038.00	\$1,682.00	\$1,682.00	\$0.00
3131	Servicio de agua	\$52,348.00	-\$19,628.00	\$32,720.00	\$1,682.00	\$31,038.00	\$1,682.00	\$0.00	\$31,038.00	\$1,682.00	\$1,682.00	\$0.00
3140	Telefonía tradicional	\$20,652.00	-\$9,824.06	\$10,827.94	\$2,546.55	\$8,281.39	\$2,546.55	\$0.00	\$8,281.39	\$2,546.55	\$2,546.55	\$0.00
3141	Servicio telefónico convencional	\$20,652.00	-\$9,824.06	\$10,827.94	\$2,546.55	\$8,281.39	\$2,546.55	\$0.00	\$8,281.39	\$2,546.55	\$2,546.55	\$0.00
3150	Telefonía celular	\$17,200.00	-\$8,600.00	\$8,600.00	\$0.00	\$8,600.00	\$0.00	\$0.00	\$8,600.00	\$0.00	\$0.00	\$0.00
3151	Servicio de telefonía celular	\$17,200.00	-\$8,600.00	\$8,600.00	\$0.00	\$8,600.00	\$0.00	\$0.00	\$8,600.00	\$0.00	\$0.00	\$0.00
3170	Servicios de acceso de Internet, redes y procesamiento d	\$312,434.00	-\$123,974.47	\$188,459.53	\$71,969.88	\$116,489.65	\$71,969.88	\$0.00	\$116,489.65	\$71,969.88	\$71,969.88	\$0.00
3171	Servicios de acceso de internet	\$241,152.00	-\$90,432.00	\$150,720.00	\$34,800.00	\$115,920.00	\$34,800.00	\$0.00	\$115,920.00	\$34,800.00	\$34,800.00	\$0.00
3172	Servicios de redes y procesamiento de información	\$71,282.00	-\$33,542.47	\$37,739.53	\$37,169.88	\$569.65	\$37,169.88	\$0.00	\$569.65	\$37,169.88	\$37,169.88	\$0.00
3180	Servicios postales y telegráficos	\$6,696.00	-\$2,508.00	\$4,188.00	\$405.00	\$3,783.00	\$405.00	\$0.00	\$3,783.00	\$405.00	\$405.00	\$0.00
3181	Servicio postal	\$6,696.00	-\$2,508.00	\$4,188.00	\$405.00	\$3,783.00	\$405.00	\$0.00	\$3,783.00	\$405.00	\$405.00	\$0.00
3200	SERVICIOS DE ARRENDAMIENTO	\$705,800.00	-\$214,187.86	\$491,612.14	\$159,260.52	\$332,351.62	\$159,260.52	\$0.00	\$332,351.62	\$159,260.52	\$159,260.52	\$0.00
3230	Arrendamiento de mobiliario y equipo de administración, e	\$115,800.00	-\$51,411.86	\$64,388.14	\$30,000.00	\$34,388.14	\$30,000.00	\$0.00	\$34,388.14	\$30,000.00	\$30,000.00	\$0.00
3232	Arrendamiento de equipo y bienes informáticos	\$115,800.00	-\$51,411.86	\$64,388.14	\$30,000.00	\$34,388.14	\$30,000.00	\$0.00	\$34,388.14	\$30,000.00	\$30,000.00	\$0.00
3250	Arrendamiento de equipo de transporte	\$0.00	\$9,860.00	\$9,860.00	\$9,860.00	\$0.00	\$9,860.00	\$0.00	\$0.00	\$9,860.00	\$9,860.00	\$0.00
3251	Arrendamiento de vehículos terrestres, aéreos, marítimos	\$0.00	\$9,860.00	\$9,860.00	\$9,860.00	\$0.00	\$9,860.00	\$0.00	\$0.00	\$9,860.00	\$9,860.00	\$0.00
3260	Arrendamiento de maquinaria, otros equipos y herramient	\$130,000.00	-\$48,746.00	\$81,254.00	\$6,960.00	\$74,294.00	\$6,960.00	\$0.00	\$74,294.00	\$6,960.00	\$6,960.00	\$0.00
3261	Arrendamiento de maquinaria, otros equipos y herramient	\$130,000.00	-\$48,746.00	\$81,254.00	\$6,960.00	\$74,294.00	\$6,960.00	\$0.00	\$74,294.00	\$6,960.00	\$6,960.00	\$0.00
3270	Arrendamiento de activos intangibles	\$270,000.00	-\$63,748.00	\$206,252.00	\$32,017.72	\$174,234.28	\$32,017.72	\$0.00	\$174,234.28	\$32,017.72	\$32,017.72	\$0.00
3271	Derechos de autor, patentes, regalías y otros	\$270,000.00	-\$63,748.00	\$206,252.00	\$32,017.72	\$174,234.28	\$32,017.72	\$0.00	\$174,234.28	\$32,017.72	\$32,017.72	\$0.00
3290	Otros arrendamientos	\$190,000.00	-\$60,142.00	\$129,858.00	\$80,422.80	\$49,435.20	\$80,422.80	\$0.00	\$49,435.20	\$80,422.80	\$80,422.80	\$0.00
3291	Otros arrendamientos	\$190,000.00	-\$60,142.00	\$129,858.00	\$80,422.80	\$49,435.20	\$80,422.80	\$0.00	\$49,435.20	\$80,422.80	\$80,422.80	\$0.00
3300	SERVICIOS PROFESIONALES, CIENTÍFICOS, TÉCNICO	\$3,142,240.00	-\$768,826.30	\$2,373,413.70	\$122,872.28	\$2,250,541.42	\$122,872.28	\$0.00	\$2,250,541.42	\$122,872.28	\$122,872.28	\$0.00



Usr: planeacion02
Rep: rptEstadoPresupuestoEgresos

Instituto Tecnológico Superior de Tepeaca Estado de Puebla

Estado del Ejercicio del Presupuesto por Capítulo del Gasto Al 31/may./2022

Fecha y 06/jun./2022

hora de Impresión 03:19 p. m.

Objeto del Gasto		Aprobado	Ampliaciones / (Reducciones)	Presupuesto Vigente	Comprometido	Presupuesto Disponibile para Comprometer	Devengado	Comprometido No Devengado	Presupuesto Sin Devengar	Ejercido	Pagado	Cuentas por Pagar Deuda
3310	Servicios legales, de contabilidad, auditoría y relacionado	\$299,514.00	-\$81,841.00	\$217,673.00	\$21,460.00	\$196,213.00	\$21,460.00	\$0.00	\$196,213.00	\$21,460.00	\$21,460.00	\$0.00
3311	Servicios relacionados con procedimientos jurisdiccionales	\$299,514.00	-\$81,841.00	\$217,673.00	\$21,460.00	\$196,213.00	\$21,460.00	\$0.00	\$196,213.00	\$21,460.00	\$21,460.00	\$0.00
3330	Servicios de consultoría administrativa, procesos, técnica	\$908,972.00	-\$323,334.00	\$585,638.00	\$0.00	\$585,638.00	\$0.00	\$0.00	\$585,638.00	\$0.00	\$0.00	\$0.00
3333	Servicios relacionados con certificación de procesos	\$908,972.00	-\$323,334.00	\$585,638.00	\$0.00	\$585,638.00	\$0.00	\$0.00	\$585,638.00	\$0.00	\$0.00	\$0.00
3340	Servicios de capacitación	\$641,714.00	-\$220,857.00	\$420,857.00	\$0.00	\$420,857.00	\$0.00	\$0.00	\$420,857.00	\$0.00	\$0.00	\$0.00
3341	Capacitación institucional	\$641,714.00	-\$220,857.00	\$420,857.00	\$0.00	\$420,857.00	\$0.00	\$0.00	\$420,857.00	\$0.00	\$0.00	\$0.00
3350	Servicios de investigación científica y desarrollo	\$100,000.00	\$155.40	\$100,155.40	\$399.00	\$99,756.40	\$399.00	\$0.00	\$99,756.40	\$399.00	\$399.00	\$0.00
3351	Servicios de investigación científica y desarrollo	\$100,000.00	\$155.40	\$100,155.40	\$399.00	\$99,756.40	\$399.00	\$0.00	\$99,756.40	\$399.00	\$399.00	\$0.00
3360	Servicios de apoyo administrativo, traducción, fotocopiado	\$280,000.00	-\$104,951.70	\$175,048.30	\$101,013.28	\$74,035.02	\$101,013.28	\$0.00	\$74,035.02	\$101,013.28	\$101,013.28	\$0.00
3362	Servicios de apoyo administrativo	\$110,000.00	-\$54,996.95	\$55,003.05	\$0.00	\$55,003.05	\$0.00	\$0.00	\$55,003.05	\$0.00	\$0.00	\$0.00
3364	Servicios de impresión de material informativo derivado de	\$170,000.00	-\$49,954.75	\$120,045.25	\$101,013.28	\$19,031.97	\$101,013.28	\$0.00	\$19,031.97	\$101,013.28	\$101,013.28	\$0.00
3380	Servicios de vigilancia	\$912,040.00	-\$37,998.00	\$874,042.00	\$0.00	\$874,042.00	\$0.00	\$0.00	\$874,042.00	\$0.00	\$0.00	\$0.00
3381	Servicios de vigilancia	\$912,040.00	-\$37,998.00	\$874,042.00	\$0.00	\$874,042.00	\$0.00	\$0.00	\$874,042.00	\$0.00	\$0.00	\$0.00
3400	SERVICIOS FINANCIEROS, BANCARIOS Y COMERCIALES	\$319,144.00	-\$48,256.63	\$270,887.37	\$139,205.52	\$131,681.85	\$139,205.52	\$0.00	\$131,681.85	\$139,205.52	\$139,205.52	\$0.00
3410	Servicios financieros y bancarios	\$17,000.00	-\$6,126.40	\$10,873.60	\$431.52	\$10,442.08	\$431.52	\$0.00	\$10,442.08	\$431.52	\$431.52	\$0.00
3411	Servicios financieros y bancarios	\$17,000.00	-\$6,126.40	\$10,873.60	\$431.52	\$10,442.08	\$431.52	\$0.00	\$10,442.08	\$431.52	\$431.52	\$0.00
3450	Seguro de bienes patrimoniales	\$92,144.00	\$39,799.91	\$131,943.91	\$85,871.91	\$46,072.00	\$85,871.91	\$0.00	\$46,072.00	\$85,871.91	\$85,871.91	\$0.00
3451	Seguros de bienes patrimoniales	\$92,144.00	\$39,799.91	\$131,943.91	\$85,871.91	\$46,072.00	\$85,871.91	\$0.00	\$46,072.00	\$85,871.91	\$85,871.91	\$0.00
3480	Comisiones por ventas	\$140,000.00	-\$52,498.00	\$87,502.00	\$51,700.92	\$35,801.08	\$51,700.92	\$0.00	\$35,801.08	\$51,700.92	\$51,700.92	\$0.00
3481	Comisiones por ventas	\$140,000.00	-\$52,498.00	\$87,502.00	\$51,700.92	\$35,801.08	\$51,700.92	\$0.00	\$35,801.08	\$51,700.92	\$51,700.92	\$0.00
3490	Servicios financieros, bancarios y comerciales integrales	\$70,000.00	-\$29,432.14	\$40,567.86	\$1,201.17	\$39,366.69	\$1,201.17	\$0.00	\$39,366.69	\$1,201.17	\$1,201.17	\$0.00
3491	Servicios financieros, bancarios y comerciales integrales	\$70,000.00	-\$29,432.14	\$40,567.86	\$1,201.17	\$39,366.69	\$1,201.17	\$0.00	\$39,366.69	\$1,201.17	\$1,201.17	\$0.00
3500	SERVICIOS DE INSTALACIÓN, REPARACIÓN, MANTENIMIENTO	\$1,160,000.00	-\$435,488.89	\$724,511.11	\$189,502.57	\$535,008.54	\$189,502.57	\$0.00	\$535,008.54	\$189,502.57	\$189,502.57	\$0.00
3510	Conservación y mantenimiento menor de inmuebles	\$100,000.00	\$39,265.31	\$139,265.31	\$89,265.31	\$50,000.00	\$89,265.31	\$0.00	\$50,000.00	\$89,265.31	\$89,265.31	\$0.00
3512	Mantenimiento y conservación menor de inmuebles para	\$100,000.00	\$39,265.31	\$139,265.31	\$89,265.31	\$50,000.00	\$89,265.31	\$0.00	\$50,000.00	\$89,265.31	\$89,265.31	\$0.00
3520	Instalación, reparación y mantenimiento de mobiliario y ex	\$130,000.00	-\$48,746.00	\$81,254.00	\$0.00	\$81,254.00	\$0.00	\$0.00	\$81,254.00	\$0.00	\$0.00	\$0.00
3521	Mantenimiento y conservación de mobiliario y equipo de c	\$130,000.00	-\$48,746.00	\$81,254.00	\$0.00	\$81,254.00	\$0.00	\$0.00	\$81,254.00	\$0.00	\$0.00	\$0.00
3530	Instalación, reparación y mantenimiento de equipo de cóm	\$100,000.00	-\$35,418.00	\$64,582.00	\$26,239.20	\$38,342.80	\$26,239.20	\$0.00	\$38,342.80	\$26,239.20	\$26,239.20	\$0.00
3531	Instalación, reparación y mantenimiento de equipo de cóm	\$100,000.00	-\$35,418.00	\$64,582.00	\$26,239.20	\$38,342.80	\$26,239.20	\$0.00	\$38,342.80	\$26,239.20	\$26,239.20	\$0.00
3550	Reparación y mantenimiento de equipo de transporte	\$290,000.00	-\$145,000.00	\$145,000.00	\$3,730.26	\$141,269.74	\$3,730.26	\$0.00	\$141,269.74	\$3,730.26	\$3,730.26	\$0.00
3551	Mantenimiento y conservación de vehículos terrestres, aé	\$290,000.00	-\$145,000.00	\$145,000.00	\$3,730.26	\$141,269.74	\$3,730.26	\$0.00	\$141,269.74	\$3,730.26	\$3,730.26	\$0.00
3570	Instalación, reparación y mantenimiento de maquinaria, o	\$180,000.00	-\$65,590.20	\$114,409.80	\$28,623.80	\$85,786.00	\$28,623.80	\$0.00	\$85,786.00	\$28,623.80	\$28,623.80	\$0.00
3571	Instalación, reparación y mantenimiento de maquinaria y i	\$110,000.00	-\$39,344.20	\$70,655.80	\$26,999.80	\$43,656.00	\$26,999.80	\$0.00	\$43,656.00	\$26,999.80	\$26,999.80	\$0.00
3572	Instalación, reparación y mantenimiento de maquinaria y i	\$70,000.00	-\$26,246.00	\$43,754.00	\$1,624.00	\$42,130.00	\$1,624.00	\$0.00	\$42,130.00	\$1,624.00	\$1,624.00	\$0.00
3580	Servicios de limpieza y manejo de desechos	\$190,000.00	-\$95,000.00	\$95,000.00	\$18,676.00	\$76,324.00	\$18,676.00	\$0.00	\$76,324.00	\$18,676.00	\$18,676.00	\$0.00



Usr: planeacion02
Rep: rptEstadoPresupuestoEgresos

Instituto Tecnológico Superior de Tepeaca Estado de Puebla

Estado del Ejercicio del Presupuesto por Capítulo del Gasto Al 31/may./2022


Fecha y 06/jun./2022


hora de Impresión 03:19 p. m.

Objeto del Gasto		Aprobado	Ampliaciones / (Reducciones)	Presupuesto Vigente	Comprometido	Presupuesto Disponibile para Comprometer	Devengado	Comprometido No Devengado	Presupuesto Sin Devengar	Ejercido	Pagado	Cuentas por Pagar Deuda
3581	Servicios de limpieza y manejo de desechos	\$190,000.00	-\$95,000.00	\$95,000.00	\$18,676.00	\$76,324.00	\$18,676.00	\$0.00	\$76,324.00	\$18,676.00	\$18,676.00	\$0.00
3590	Servicios de jardinería y fumigación	\$170,000.00	-\$85,000.00	\$85,000.00	\$22,968.00	\$62,032.00	\$22,968.00	\$0.00	\$62,032.00	\$22,968.00	\$22,968.00	\$0.00
3591	Servicios de jardinería y fumigación	\$170,000.00	-\$85,000.00	\$85,000.00	\$22,968.00	\$62,032.00	\$22,968.00	\$0.00	\$62,032.00	\$22,968.00	\$22,968.00	\$0.00
3600	SERVICIOS DE COMUNICACIÓN SOCIAL Y PUBLICIDA	\$160,000.00	-\$80,000.00	\$80,000.00	\$0.00	\$80,000.00	\$0.00	\$0.00	\$80,000.00	\$0.00	\$0.00	\$0.00
3620	Difusión por radio, televisión y otros medios de mensajes	\$160,000.00	-\$80,000.00	\$80,000.00	\$0.00	\$80,000.00	\$0.00	\$0.00	\$80,000.00	\$0.00	\$0.00	\$0.00
3621	Difusión por radio, televisión y otros medios de mensajes	\$160,000.00	-\$80,000.00	\$80,000.00	\$0.00	\$80,000.00	\$0.00	\$0.00	\$80,000.00	\$0.00	\$0.00	\$0.00
3700	SERVICIOS DE TRASLADOS Y VIÁTICOS	\$560,000.00	-\$250,354.99	\$309,645.01	\$43,387.14	\$266,257.87	\$43,387.14	\$0.00	\$266,257.87	\$43,387.14	\$43,387.14	\$0.00
3710	Pasajes aéreos	\$50,000.00	-\$18,748.00	\$31,252.00	\$0.00	\$31,252.00	\$0.00	\$0.00	\$31,252.00	\$0.00	\$0.00	\$0.00
3711	Pasajes aéreos nacionales	\$50,000.00	-\$18,748.00	\$31,252.00	\$0.00	\$31,252.00	\$0.00	\$0.00	\$31,252.00	\$0.00	\$0.00	\$0.00
3720	Pasajes terrestres	\$160,000.00	-\$79,150.00	\$80,850.00	\$1,307.00	\$79,543.00	\$1,307.00	\$0.00	\$79,543.00	\$1,307.00	\$1,307.00	\$0.00
3721	Pasajes terrestres nacionales	\$160,000.00	-\$79,150.00	\$80,850.00	\$1,307.00	\$79,543.00	\$1,307.00	\$0.00	\$79,543.00	\$1,307.00	\$1,307.00	\$0.00
3750	Viáticos en el país	\$300,000.00	-\$133,708.99	\$166,291.01	\$40,897.14	\$125,393.87	\$40,897.14	\$0.00	\$125,393.87	\$40,897.14	\$40,897.14	\$0.00
3751	Viáticos en el país	\$300,000.00	-\$133,708.99	\$166,291.01	\$40,897.14	\$125,393.87	\$40,897.14	\$0.00	\$125,393.87	\$40,897.14	\$40,897.14	\$0.00
3790	Otros servicios de traslado y hospedaje	\$50,000.00	-\$18,748.00	\$31,252.00	\$1,183.00	\$30,069.00	\$1,183.00	\$0.00	\$30,069.00	\$1,183.00	\$1,183.00	\$0.00
3791	Otros servicios de traslado y hospedaje	\$50,000.00	-\$18,748.00	\$31,252.00	\$1,183.00	\$30,069.00	\$1,183.00	\$0.00	\$30,069.00	\$1,183.00	\$1,183.00	\$0.00
3800	SERVICIOS OFICIALES	\$650,000.00	-\$212,765.16	\$437,234.84	\$216,173.24	\$221,061.60	\$216,173.24	\$0.00	\$221,061.60	\$216,173.24	\$216,173.24	\$0.00
3820	Gastos de orden social y cultural	\$495,000.00	-\$210,000.00	\$285,000.00	\$157,258.00	\$127,742.00	\$157,258.00	\$0.00	\$127,742.00	\$157,258.00	\$157,258.00	\$0.00
3821	Gastos de orden social	\$295,000.00	-\$62,742.00	\$232,258.00	\$157,258.00	\$75,000.00	\$157,258.00	\$0.00	\$75,000.00	\$157,258.00	\$157,258.00	\$0.00
3822	Gastos de orden cultural	\$200,000.00	-\$147,258.00	\$52,742.00	\$0.00	\$52,742.00	\$0.00	\$0.00	\$52,742.00	\$0.00	\$0.00	\$0.00
3830	Congresos y convenciones	\$155,000.00	-\$2,765.16	\$152,234.84	\$58,915.24	\$93,319.60	\$58,915.24	\$0.00	\$93,319.60	\$58,915.24	\$58,915.24	\$0.00
3831	Congresos y convenciones	\$155,000.00	-\$2,765.16	\$152,234.84	\$58,915.24	\$93,319.60	\$58,915.24	\$0.00	\$93,319.60	\$58,915.24	\$58,915.24	\$0.00
3900	OTROS SERVICIOS GENERALES	\$1,457,856.00	-\$431,053.47	\$1,026,802.53	\$454,405.83	\$572,396.70	\$454,405.83	\$0.00	\$572,396.70	\$454,405.83	\$393,758.54	\$60,647.29
3920	Impuestos y derechos	\$500,000.00	-\$169,594.00	\$330,406.00	\$66,958.01	\$263,447.99	\$66,958.01	\$0.00	\$263,447.99	\$66,958.01	\$66,958.01	\$0.00
3921	Otros impuestos y derechos	\$500,000.00	-\$169,594.00	\$330,406.00	\$66,958.01	\$263,447.99	\$66,958.01	\$0.00	\$263,447.99	\$66,958.01	\$66,958.01	\$0.00
3980	Impuesto sobre nóminas y otros que se deriven de una re	\$900,000.00	-\$299,081.48	\$600,918.52	\$320,592.53	\$280,325.99	\$320,592.53	\$0.00	\$280,325.99	\$320,592.53	\$259,945.24	\$60,647.29
3981	Impuesto sobre nóminas y otros que se deriven de una re	\$900,000.00	-\$299,081.48	\$600,918.52	\$320,592.53	\$280,325.99	\$320,592.53	\$0.00	\$280,325.99	\$320,592.53	\$259,945.24	\$60,647.29
3990	Otros servicios generales	\$57,856.00	\$37,622.01	\$95,478.01	\$66,855.29	\$28,622.72	\$66,855.29	\$0.00	\$28,622.72	\$66,855.29	\$66,855.29	\$0.00
3993	Otros servicios generales	\$57,856.00	\$37,622.01	\$95,478.01	\$66,855.29	\$28,622.72	\$66,855.29	\$0.00	\$28,622.72	\$66,855.29	\$66,855.29	\$0.00
5000	BIENES MUEBLES, INMUEBLES E INTANGIBLES	\$565,476.00	\$0.00	\$565,476.00	\$0.00	\$565,476.00	\$0.00	\$0.00	\$565,476.00	\$0.00	\$0.00	\$0.00
5100	MOBILIARIO Y EQUIPO DE ADMINISTRACIÓN	\$485,297.00	\$0.00	\$485,297.00	\$0.00	\$485,297.00	\$0.00	\$0.00	\$485,297.00	\$0.00	\$0.00	\$0.00
5110	Muebles de oficina y estantería	\$227,922.00	\$0.00	\$227,922.00	\$0.00	\$227,922.00	\$0.00	\$0.00	\$227,922.00	\$0.00	\$0.00	\$0.00
5111	Muebles de oficina y estantería	\$227,922.00	\$0.00	\$227,922.00	\$0.00	\$227,922.00	\$0.00	\$0.00	\$227,922.00	\$0.00	\$0.00	\$0.00
5150	Equipo de cómputo y de tecnologías de la información	\$257,375.00	\$0.00	\$257,375.00	\$0.00	\$257,375.00	\$0.00	\$0.00	\$257,375.00	\$0.00	\$0.00	\$0.00
5151	Equipo de cómputo y de tecnología de la información	\$257,375.00	\$0.00	\$257,375.00	\$0.00	\$257,375.00	\$0.00	\$0.00	\$257,375.00	\$0.00	\$0.00	\$0.00
5600	MAQUINARIA, OTROS EQUIPOS Y HERRAMIENTAS	\$78,918.00	\$0.00	\$78,918.00	\$0.00	\$78,918.00	\$0.00	\$0.00	\$78,918.00	\$0.00	\$0.00	\$0.00


Objeto del Gasto		Aprobado	Ampliaciones / (Reducciones)	Presupuesto Vigente	Comprometido	Presupuesto Disponibile para Comprometer	Devengado	Comprometido No Devengado	Presupuesto Sin Devengar	Ejercido	Pagado	Cuentas por Pagar Deuda
5640	Sistemas de aire acondicionado, calefacción y de refriger.	\$28,918.00	\$0.00	\$28,918.00	\$0.00	\$28,918.00	\$0.00	\$0.00	\$28,918.00	\$0.00	\$0.00	\$0.00
5641	Sistemas de aire acondicionado, calefacción y de refriger.	\$28,918.00	\$0.00	\$28,918.00	\$0.00	\$28,918.00	\$0.00	\$0.00	\$28,918.00	\$0.00	\$0.00	\$0.00
5670	Herramientas y máquinas-herramienta	\$50,000.00	\$0.00	\$50,000.00	\$0.00	\$50,000.00	\$0.00	\$0.00	\$50,000.00	\$0.00	\$0.00	\$0.00
5671	Herramientas y máquinas- herramienta	\$50,000.00	\$0.00	\$50,000.00	\$0.00	\$50,000.00	\$0.00	\$0.00	\$50,000.00	\$0.00	\$0.00	\$0.00
5900	ACTIVOS INTANGIBLES	\$1,261.00	\$0.00	\$1,261.00	\$0.00	\$1,261.00	\$0.00	\$0.00	\$1,261.00	\$0.00	\$0.00	\$0.00
5990	Otros activos intangibles	\$1,261.00	\$0.00	\$1,261.00	\$0.00	\$1,261.00	\$0.00	\$0.00	\$1,261.00	\$0.00	\$0.00	\$0.00
5991	Otros activos intangibles	\$1,261.00	\$0.00	\$1,261.00	\$0.00	\$1,261.00	\$0.00	\$0.00	\$1,261.00	\$0.00	\$0.00	\$0.00
Total		\$48,920,640.00	\$995,426.37	\$49,916,066.37	\$16,176,682.78	\$33,739,383.59	\$16,083,249.42	\$93,433.36	\$33,832,816.95	\$16,083,249.42	\$16,022,602.13	\$60,647.29


"Bajo protesta de decir verdad declaramos que los Estados Financieros y sus notas, son razonablemente correctos y son responsabilidad del emisor".


MA. GABRIEL ISRAEL AVENDAÑO MARZO
ENCARGADO DEL DESPACHO DE LA DIRECCION GENERAL


MAP. CAROLINA RAMÍREZ OLIVAREZ
ENCARGADA DE LA DIRECCIÓN DE PLANEACIÓN,
ADMINISTRACIÓN Y FINANZAS


MI. GABRIELA CECILIA PORTES FLORES LARA
SUBDIRECTORA DE ADMINISTRACIÓN Y FINANZAS


MA. NORA JAQUELINE GARCÍA CARRILLO
SUBDIRECTORA DE PLANEACION Y EVALUACION


CP. AURORA GONZALEZ CASTILLERO
ENCARGADA DEL DEPTO. DE RECURSOS FINANCIEROS Y
CONTABILIDAD

